


GRADEIT

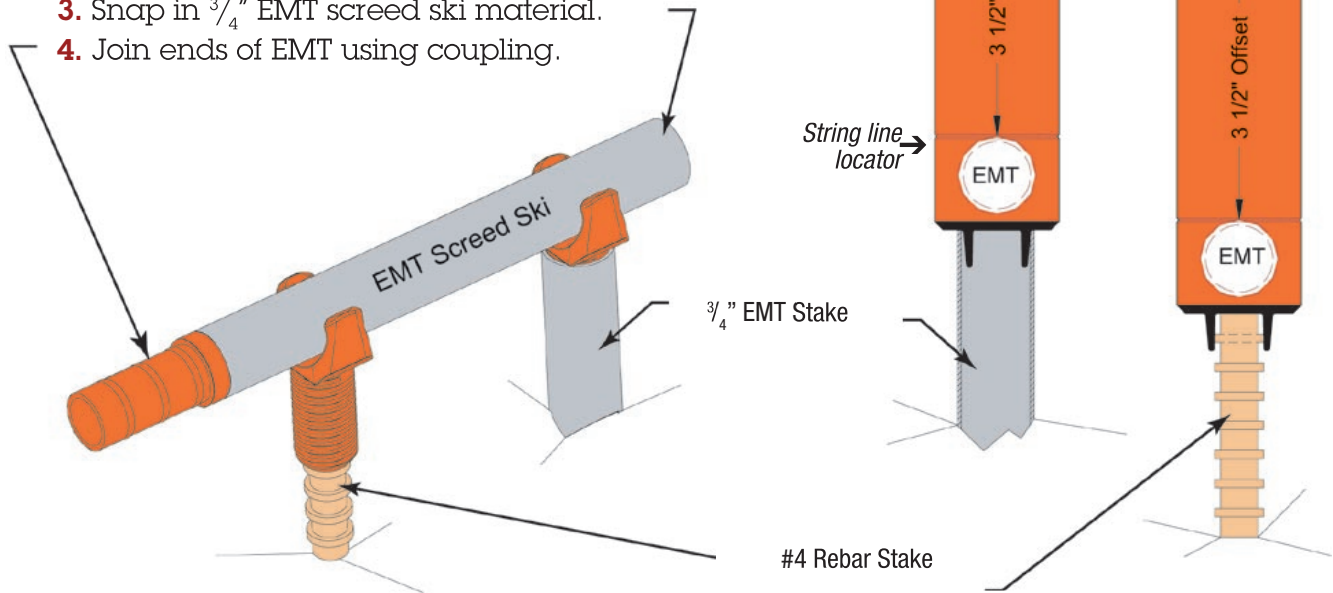
Screed Ski Support System



Grade-It Screed Ski Support System

Basic System for Accurate Screeding:

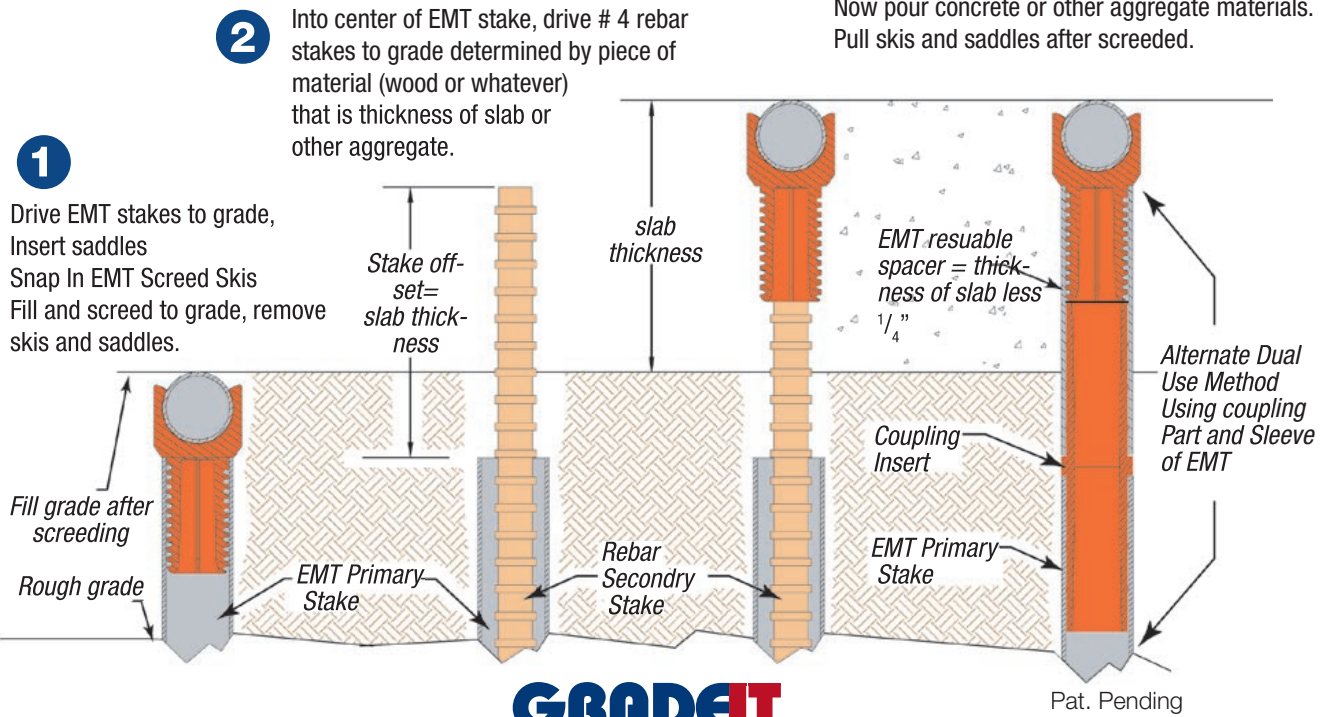
1. Drive stake to grade height using pounder tool (S-7 Tool Steel, hardened to Rockwell 48)
Stakes can be #4 rebar or $\frac{3}{4}$ " EMT.
2. Install Saddle over rebar or into the EMT stake.
3. Snap in $\frac{3}{4}$ " EMT screed ski material.
4. Join ends of EMT using coupling.



Dual mode: Time Saver

- Use Grade-It system for sub-grade and finish slab.
- Shoot grade only once.
- Use stake layout and ski assemblies twice.

- 3 Re-install saddle over rebar stake
Re-install EMT ski into saddle.
Now pour concrete or other aggregate materials.
Pull skis and saddles after screeded.



GRADE-IT

For a distributor nearest you contact:
PLUMB-IT INC
Tucson, AZ 85716 • Tel: 800.759.9925
www.plumb-it.com